

Duckling's Phonics

w/c 1st March



Hi Ducklings! It's me *Geofrey Giraffe*. I am going to help you with phonics whilst you are at home.

Monday

Recap phase 2 and phase 3 sounds taught so far. Play grab a giggling grapheme.

<https://www.phonicsplay.co.uk/resources/phase/2/grab-a-giggling-grapheme>



* Parents please use these details to log in:
jan21
home

Monday

Today we are learning 'qu' diagraph.

Listen to the correct pronunciation
here

<https://www.youtube.com/watch?v=JluAxsek-zQ>



qu (Tune: *The Wheels on the Bus* Track 34)

The duck in the pond
quacks, "/qu/-/qu/-/qu/,"
"/qu/-/qu/-/qu/,"
"/qu/-/qu/-/qu/."

The duck in the pond
quacks, "/qu/-/qu/-/qu/,"
all around the pond.





Action: Make a duck's beak with your hands, and say qu, qu, qu.

Monday

Odd one out!

Which of these do not begin with the 'qu' digraph?



Monday

Let's find out what Geraldine giraffe found beginning with 'qu'
https://www.youtube.com/watch?v=mYGGkOMH_xQ

Can you find something in your house that begins with 'qu'?

Ask mummy or daddy to record you saying it for Tapestry.



qu

(Tune: *The Wheels on the Bus* Track 34)

The duck in the pond
quacks, "/qu/-/qu/-/qu/,"
"/qu/-/qu/-/qu/,"
"/qu/-/qu/-/qu/."

The duck in the pond
quacks, "/qu/-/qu/-/qu/,"
all around the pond.



Action: Make a duck's beak with your hands, and say qu, qu, qu.



qu

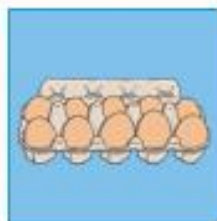
qu



Tuesday

Can you hear the initial sound?

Say the names of the pictures out loud. What sound do they start with?



Now can you sort them into 3 lists? Draw the pictures under the correct sound.

e

u


r



Tuesday



Remember a digraph makes only 1 sound, so it fits in 1 box.

Have a go at writing these 'qu' words.



--	--	--

Use your robot arms to segment (sound out) the sounds into your phoneme frame.




--	--	--

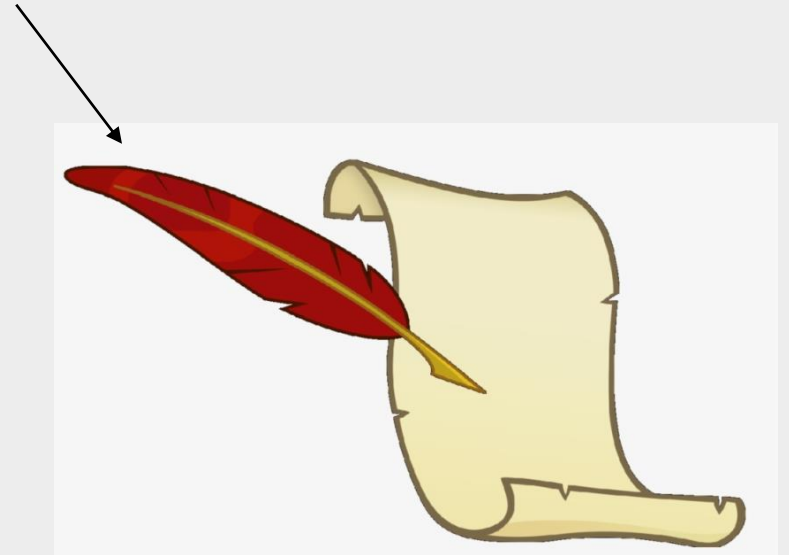
Tuesday

Remember a digraph makes only 1 sound, so it fits in 1 box.

Let's see how you did!



qu	a	ck
----	---	----



qu	i	ll
----	---	----




Tuesday

Phase 3 - Week 3 - Thursday - Apply

Can a hen peck?

Read these
questions.
Answer yes or
no.

Use your robot arms
to segment (sound
out) the sounds in
each word.



YES!

dreamstime.



NO!

Phase 3 - Week 3 - Thursday - Apply

Can a web buzz?

Wednesday


Today's phonics session is on Tapestry.

Watch Miss Matthews and I on Tapestry. Join in where you can!



Consolidation activity:

'sh' phonics activity mat
(resource on school website)

sh 

Thursday

Tricky word splat!

Lay all your flashcards out so you can see all of them. An adult says the tricky word, can you splat it? Swap over- tell the adult what words to splat.



the

to

I

no

go

into

he

she

Thursday



Remember a digraph makes only 1 sound, so it fits in 1 box.

Can you remember what sound we learnt yesterday?



sh	i	p
----	---	---

Use your robot arms to segment (sound out) the sounds in each word.



w	i	sh
---	---	----

Remember a digraph makes only 1 sound, so it fits in 1 box.

Thursday

Have a go at writing these sh words.

sh 





--	--	--



--	--	--

Use your robot arms to segment (sound out) into your phoneme frame.



--	--	--

Thursday

We are going to practise applying the sounds we've learnt this week.

qu



sh



Play 'Buried Treasure'.
Read the words and
sort into treasure or
nonsense words.

(resource on school
website)



Treasure Words



Fake Words



liquid

shug

shell

queg