

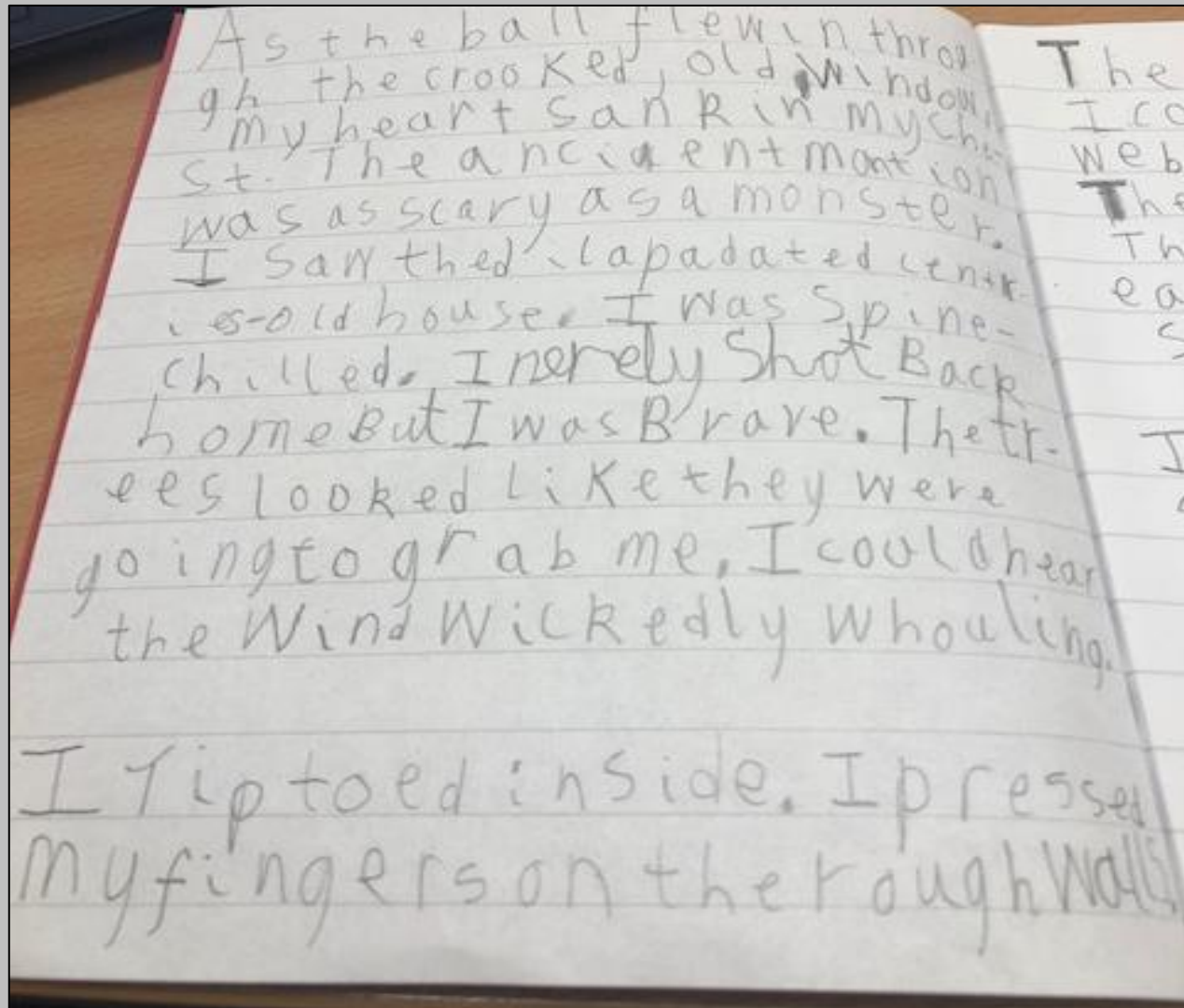


ACHIEVEMENT ASSEMBLY

Friday 4th February 2022



Scary Descriptive Writing



Daniel - Year 2


Scary Descriptive Writing

As I anxiously crept the rickety old staircase I saw a dim light flickering down the corridor. When I stepped down there was a creak so I ^{peered} looked down. Everything was fine but when I looked back up, there he was... It was dark a dark figure standing before my eyes and I sprinted down the creaked old floorboards. I sprinted past the & scatched wall, slammed out open the door, ran across the sragy swaying ^{brown} grass and opened the gate. I promised myself that I would never go into that house ever again.



Lily - Year 2

LET'S HEAR FROM
THE...





Chinese paper dragons and traditional Chinese dancing.





Tasting Chinese food

“The prawn
crackers are
fizzing on my
tongue.”

-Millie



Reaching **GOLD!**

Eli

Claude

Molly

Nelly-Mae


And the winner is...

MOLLY!

CONGRATULATIONS!



NOW LET'S HEAR
FROM THE...



Mike Brennan

I create for the pure joy of creating it.

There are so many wonderful and unique creatures in this world. Colours, textures, shapes...variety.



Sea — Mike Brennan Art...
mikebrennan.me



Sea — Mike Brennan Art...
mikebrennan.me



Sea — Mike Brennan Art Blog — Mike ...
mikebrennan.me



Sea — Mike Brennan Art Blog — Mike ...
mikebrennan.me



Sea
mike



Mike Brennan




MB


Alex Schleffer

I start with a pencil sketch... often I have to do quite a few before I'm happy with it. I can then trace the sketch onto my watercolour paper with pencil. I would then draw the outlines in black ink with a dip-pen. Then I'd colour in everything with brushes. After that I use crayons on top of that layer of ink. In the end I might have to redraw some of the black lines.

Alex Scheffler







Reaching **GOLD!**

Elliott

James

Jake

Mya

Hector

Alpha

Jensen

Mason

Benjamin

Rayna

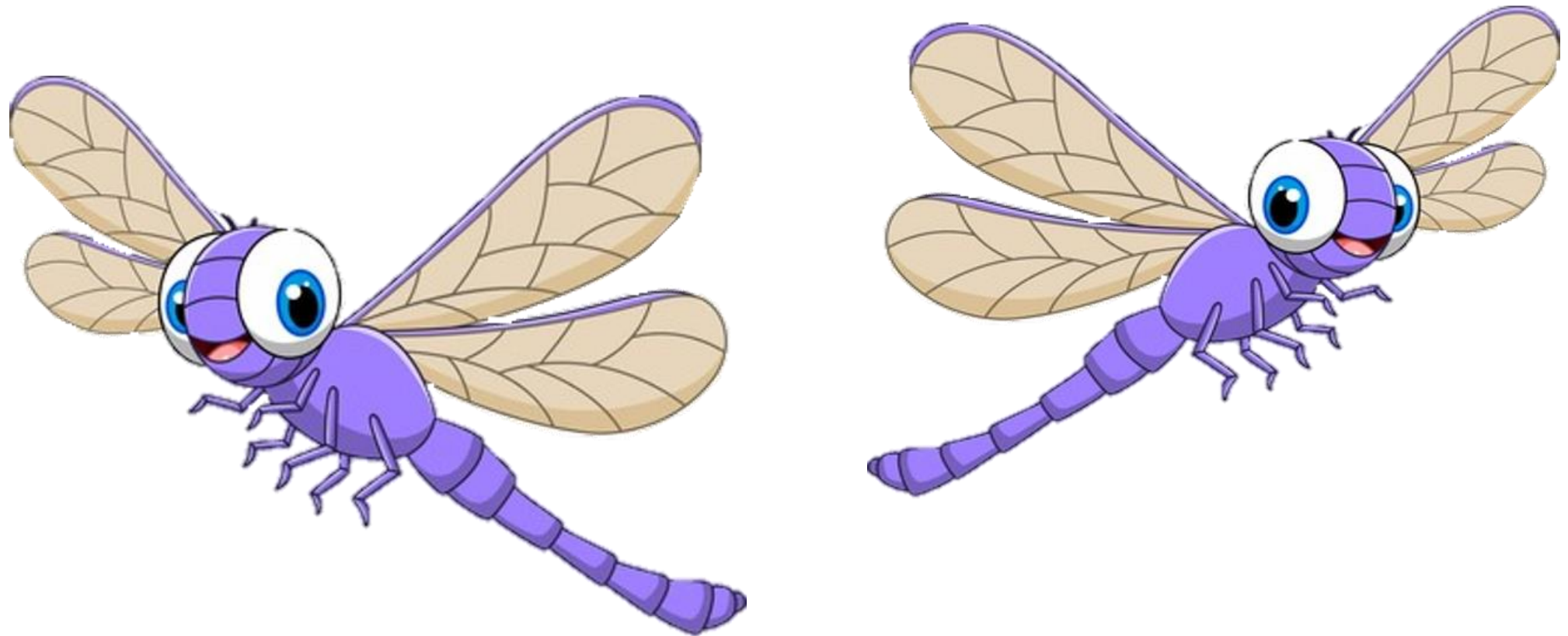
And the winner is...


ALPHA and MYA!



CONGRATULATIONS!



**AND HOW ABOUT
THE...**







2/2/22




3/2/22
To draw in Tingatanga
Tiga Tiga - Langa cabinet
style with outlines, have
background above



3/2/22 To draw in Tingatanga
style with outlines, have
background



3/2/22 To draw in Tingatanga
style with outlines
to the and a background



Reaching **GOLD!**

Grace

Sammy

Hester

Charlie

Sansa

Anabelle

Lily

Oliver

Evie

And the winner is...

OLIVER and GRACE!

CONGRATULATIONS!






WHAT HAVE THE



BEEN UP TO?







Reaching **GOLD!**

Lexie

Violette

Jason

Ryan

Amber

Keira

Ella

Jonah

Jamie

Ted

Imogen

And the winner is...

**MADDIE and
AMBER!**

CONGRATULATIONS!



WHAT ABOUT THE...





Sfumato

See how he has gradually merged colours



CLEVERTOUCH

- Sfumato requires painting lots of layers lightly on top of each other
- All hard edges need to be painted out softly with a brush
- Tints and shades may help to gradually fade one hue or tone into another



- You are going to paint a flesh-toned oval (like a face)
- It should be shaded as it gets closer to the edge
- The background needs to be a dark colour
- There shouldn't be any harsh lines- they should fade softly into the background using light brush strokes and blending
- Take your time and brush slowly

CLEVERTOUCH

Reaching **GOLD!**

Lily

Karim

Amy

James

Michael

And the winner is...

MICHAEL!

CONGRATULATIONS!



SCORES ON THE DOORS!

MATTHEW

MARK

LUKE

JOHN



WELLBEING THOUGHT FOR THE WEEK



**Don't wait until you
reach your goal to be
proud of yourself.
Be proud of every
step you take.**

Karen Salmon